



NATA LIGHTING CO.,LTD.
www.nata.cn
Email:info@nata.com
Tel:+86-750-3770000 Fax:+86 750 3771111
Address:Address:380JinOu Road,GaoXin Zone,Jiang Men City,Guangdong,China

Nata

Client:

LumCAT: 2-2519-L

Luminaire: 92.70.412.00

Report No: 2024823-B004

Ballast type: AC

Test No: 2024823-C004

Voltage(V): 35.230

LampCAT: Fortimo_SLM_C_1208

Current(A): 0.576

Lamp flux(lm): 3311.0

Power (W): 20.290

Number of Lamps: 1

PF: 0.000

Length(mm): 0

Width(mm): 0

Phm Type: C

Height(mm): 0

Photometric Results

Lumens(lm): 2991.78, Efficiency(%): 90.36% , Luminous Efficacy(lm/W): 147.45

Central intensity(cd): 10202.220, Maximum intensity(cd): 10202.220

Angle of maximum intensity: C=0.0 γ =0.0

Beam Angle(50%Imax): [C0/180]Total=26.2

[C90/270]Total=26.2

Field angle(10%Imax): [C0/180]Total=56.4

[C90/270]Total=56.4

Maximum s/h(1/2): C0_180=0.44 C90_270=0.44

Maximum s/h(1/4): C0_180=0.47 C90_270=0.47

Up flux rate of lamp(%): 0.00%

Down flux rate of lamp(%): 90.36%

Up flux rate of LUM(%): - -

Down flux rate of LUM(%): 100.00%

CIE Type : Direct lighting

Output flux ratio in π solid angle : 99.021%

Equipment: GMS 1800
Temperature(°C): 25.0

Date: 2024/8/23
Humidity(%): 60.0%

Operator: NT
Distance(m): 7.25

$\gamma(^{\circ})$	Average I(cd)	Zonal F(lm)	Sum F(lm)	Eff Flux(%)	Eff Sum(%)
0.0	10202.224	0.000	0	0.00%	0.00%
1.0	10155.351	9.741	9.741	0.29%	0.33%
2.0	10031.665	28.974	38.715	0.88%	1.29%
3.0	9823.701	47.488	86.203	1.43%	2.88%
4.0	9544.555	64.832	151.034	1.96%	5.05%
5.0	9225.731	80.749	231.783	2.44%	7.75%
6.0	8819.061	94.830	326.613	2.86%	10.92%
7.0	8360.388	106.633	433.246	3.22%	14.48%
8.0	7862.062	116.101	549.347	3.51%	18.36%
9.0	7305.044	122.921	672.268	3.71%	22.47%
10.0	6728.315	126.997	799.265	3.84%	26.72%
11.0	6197.198	129.152	928.417	3.90%	31.03%
12.0	5636.336	129.357	1057.775	3.91%	35.36%
13.0	5125.008	127.710	1185.485	3.86%	39.62%
14.0	4679.764	125.500	1310.985	3.79%	43.82%
15.0	4232.149	122.347	1433.332	3.70%	47.91%
16.0	3774.454	117.319	1550.651	3.54%	51.83%
17.0	3450.176	112.507	1663.158	3.40%	55.59%
18.0	3114.768	108.242	1771.399	3.27%	59.21%
19.0	2813.618	103.142	1874.541	3.12%	62.66%
20.0	2537.678	97.944	1972.485	2.96%	65.93%
21.0	2286.541	92.635	2065.119	2.80%	69.03%
22.0	2058.656	87.319	2152.438	2.64%	71.94%
23.0	1856.278	82.146	2234.584	2.48%	74.69%
24.0	1668.721	77.069	2311.653	2.33%	77.27%
25.0	1497.486	71.993	2383.646	2.17%	79.67%
26.0	1335.699	66.878	2450.523	2.02%	81.91%
27.0	1183.438	61.631	2512.155	1.86%	83.97%
28.0	1039.706	56.285	2568.44	1.70%	85.85%
29.0	924.568	51.391	2619.831	1.55%	87.57%
30.0	791.269	46.327	2666.158	1.40%	89.12%
31.0	670.507	40.679	2706.837	1.23%	90.48%
32.0	554.758	35.102	2741.94	1.06%	91.65%
33.0	439.731	29.298	2771.238	0.88%	92.63%
34.0	355.894	24.078	2795.316	0.73%	93.43%
35.0	294.343	20.194	2815.509	0.61%	94.11%
36.0	232.418	16.772	2832.282	0.51%	94.67%
37.0	179.619	13.438	2845.72	0.41%	95.12%

$\gamma(^{\circ})$	Average I(cd)	Zonal F(lm)	Sum F(lm)	Eff Flux(%)	Eff Sum(%)
38.0	162.688	11.426	2857.146	0.35%	95.50%
39.0	133.272	10.102	2867.248	0.31%	95.84%
40.0	119.264	8.808	2876.055	0.27%	96.13%
41.0	107.549	8.077	2884.132	0.24%	96.40%
42.0	96.032	7.396	2891.528	0.22%	96.65%
43.0	86.866	6.775	2898.304	0.20%	96.88%
44.0	78.318	6.235	2904.538	0.19%	97.08%
45.0	70.710	5.727	2910.265	0.17%	97.28%
46.0	64.428	5.285	2915.55	0.16%	97.45%
47.0	58.515	4.890	2920.44	0.15%	97.62%
48.0	53.351	4.522	2924.962	0.14%	97.77%
49.0	49.080	4.206	2929.169	0.13%	97.91%
50.0	45.342	3.937	2933.105	0.12%	98.04%
51.0	41.702	3.683	2936.788	0.11%	98.16%
52.0	38.699	3.450	2940.238	0.10%	98.28%
53.0	36.446	3.269	2943.507	0.10%	98.39%
54.0	34.100	3.109	2946.616	0.09%	98.49%
55.0	32.135	2.957	2949.573	0.09%	98.59%
56.0	30.388	2.825	2952.398	0.09%	98.68%
57.0	28.785	2.705	2955.104	0.08%	98.77%
58.0	27.221	2.590	2957.694	0.08%	98.86%
59.0	25.559	2.467	2960.161	0.07%	98.94%
60.0	23.995	2.341	2962.502	0.07%	99.02%
61.0	22.457	2.217	2964.719	0.07%	99.10%
62.0	20.880	2.088	2966.807	0.06%	99.17%
63.0	19.382	1.958	2968.765	0.06%	99.23%
64.0	18.108	1.840	2970.605	0.06%	99.29%
65.0	16.938	1.734	2972.339	0.05%	99.35%
66.0	15.762	1.632	2973.971	0.05%	99.40%
67.0	14.875	1.541	2975.512	0.05%	99.46%
68.0	14.120	1.469	2976.98	0.04%	99.51%
69.0	13.259	1.397	2978.377	0.04%	99.55%
70.0	12.595	1.328	2979.705	0.04%	99.60%
71.0	11.695	1.255	2980.96	0.04%	99.64%
72.0	10.920	1.176	2982.136	0.04%	99.68%
73.0	9.915	1.089	2983.226	0.03%	99.71%
74.0	8.903	0.989	2984.215	0.03%	99.75%
75.0	7.911	0.888	2985.103	0.03%	99.78%

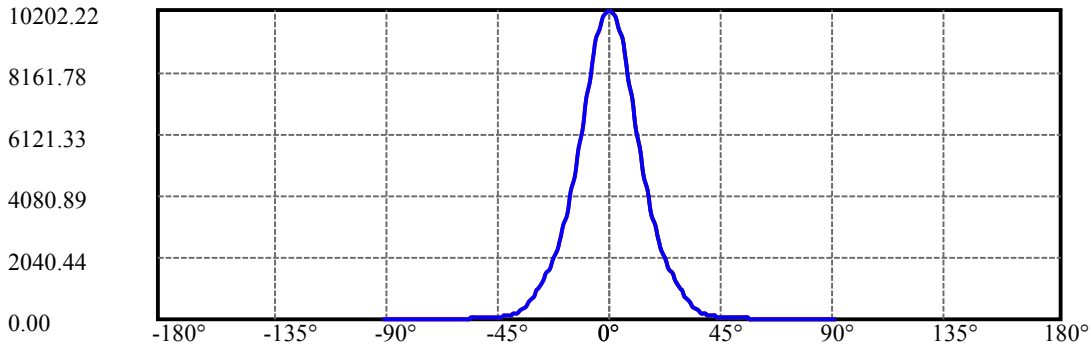
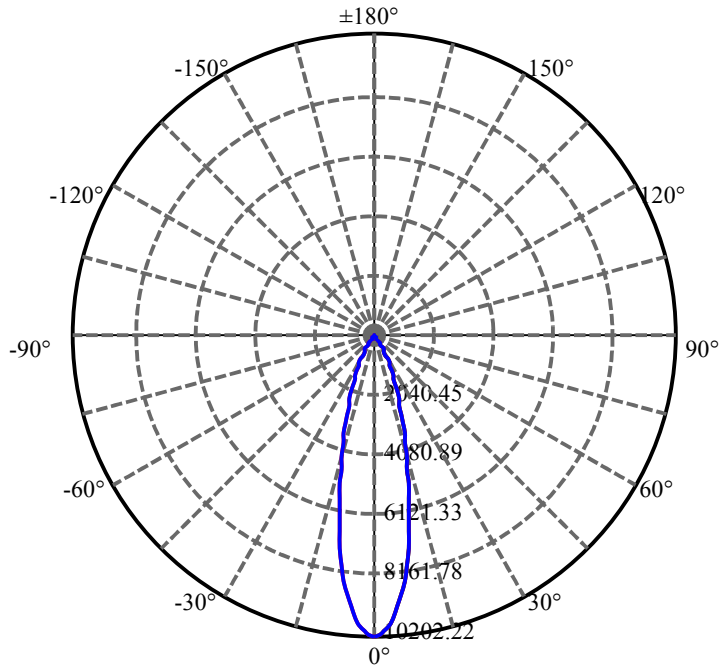
$\gamma(^{\circ})$	Average I(cd)	Zonal F(lm)	Sum F(lm)	Eff Flux(%)	Eff Sum(%)
76.0	7.109	0.797	2985.901	0.02%	99.80%
77.0	6.485	0.725	2986.625	0.02%	99.83%
78.0	5.907	0.663	2987.289	0.02%	99.85%
79.0	5.394	0.607	2987.896	0.02%	99.87%
80.0	4.928	0.556	2988.452	0.02%	99.89%
81.0	4.461	0.508	2988.96	0.02%	99.91%
82.0	4.087	0.464	2989.424	0.01%	99.92%
83.0	3.653	0.421	2989.844	0.01%	99.94%
84.0	3.265	0.377	2990.221	0.01%	99.95%
85.0	2.963	0.340	2990.561	0.01%	99.96%
86.0	2.654	0.307	2990.868	0.01%	99.97%
87.0	2.332	0.273	2991.141	0.01%	99.98%
88.0	2.037	0.239	2991.381	0.01%	99.99%
89.0	1.820	0.211	2991.592	0.01%	99.99%
90.0	1.682	0.192	2991.784	0.01%	100.00%

ZONAL LUMEN SUMMARY

Zone	Lumens	%Lamp	%Fixt
0-30	2666.16	80.52%	89.12%
0-40	2876.06	86.86%	96.13%
0-60	2962.50	89.47%	99.02%
0-90	2991.59	90.35%	99.99%
0-120	2991.59	90.35%	99.99%
0-180	2991.78	90.36%	100.00%
60-90	29.09	0.88%	0.97%
90-120	0.00	0.00%	0.00%
90-130	0.00	0.00%	0.00%
90-150	0.00	0.00%	0.00%
90-180	0.00	0.00%	0.00%
0-25.15	2393.43	72.29%	80.00%

ZONAL LUMEN SUMMARY

0-10	799.26
10-20	1173.22
20-30	693.67
30-40	209.90
40-50	57.05
50-60	29.40
60-70	17.20
70-80	8.75
80-90	3.14
90-100	0.00
100-110	0.00
110-120	0.00
120-130	0.00
130-140	0.00
140-150	0.00
150-160	0.00
160-170	0.00
170-180	0.00



C0(Max): —————

C0/C180: —————

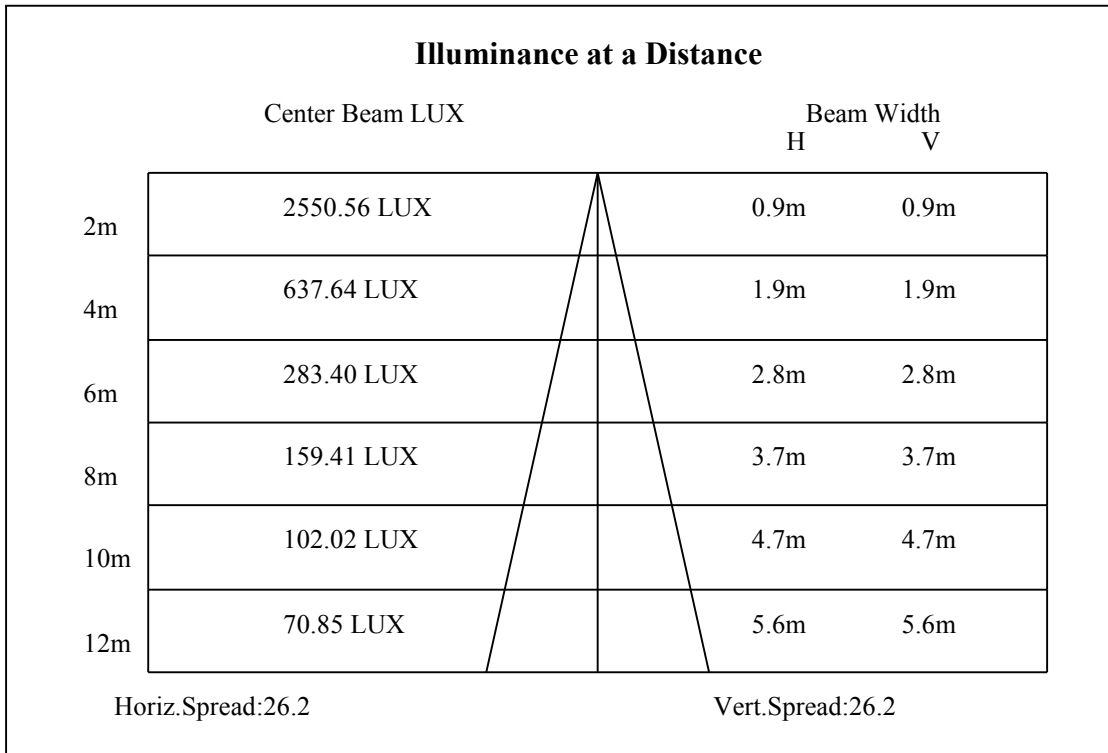
C90/C270: —————

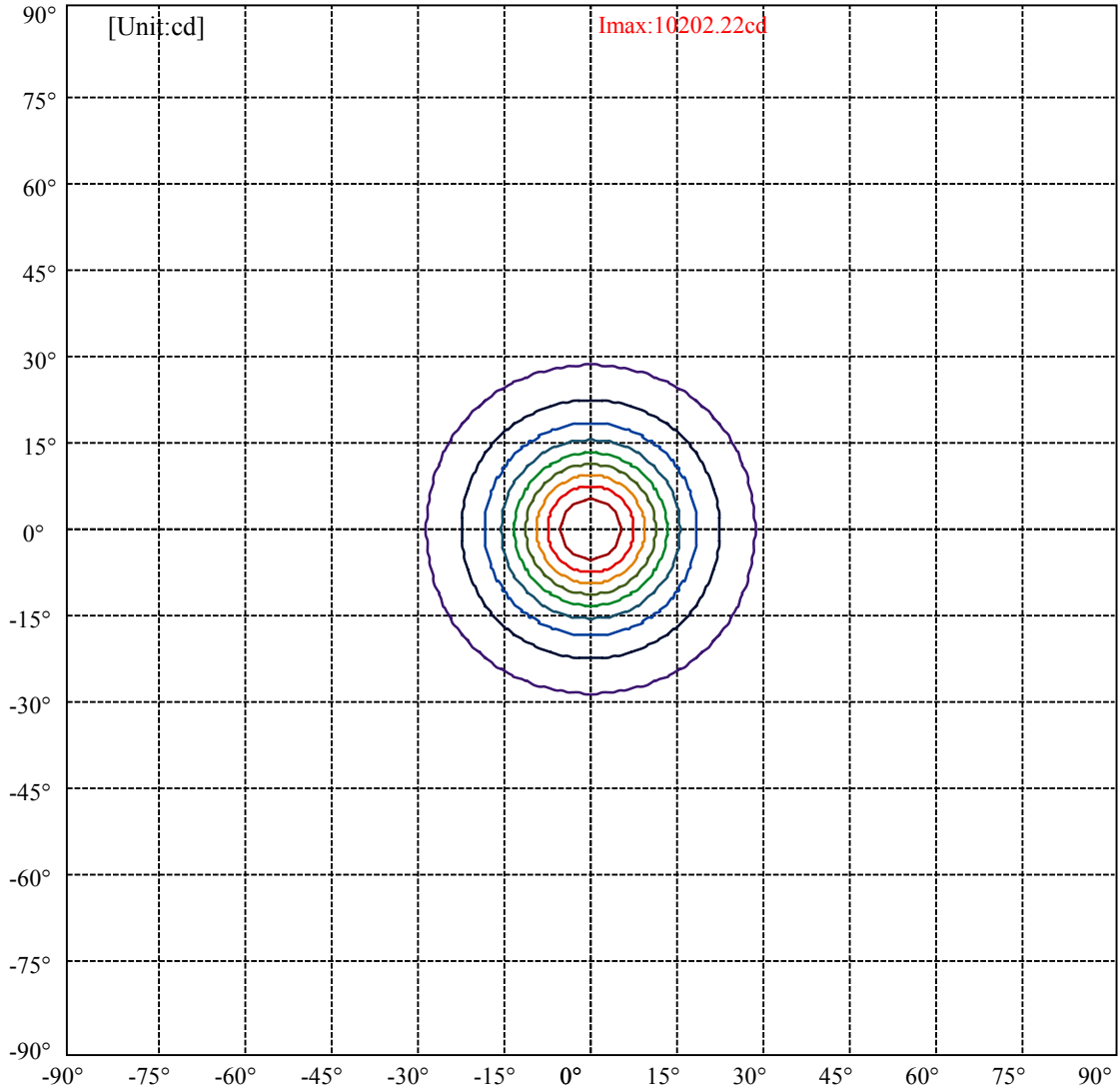
Field angle(10%Imax):C0/180Left:28.2 Right:28.2

:C90/270Left:28.2 Right:28.2

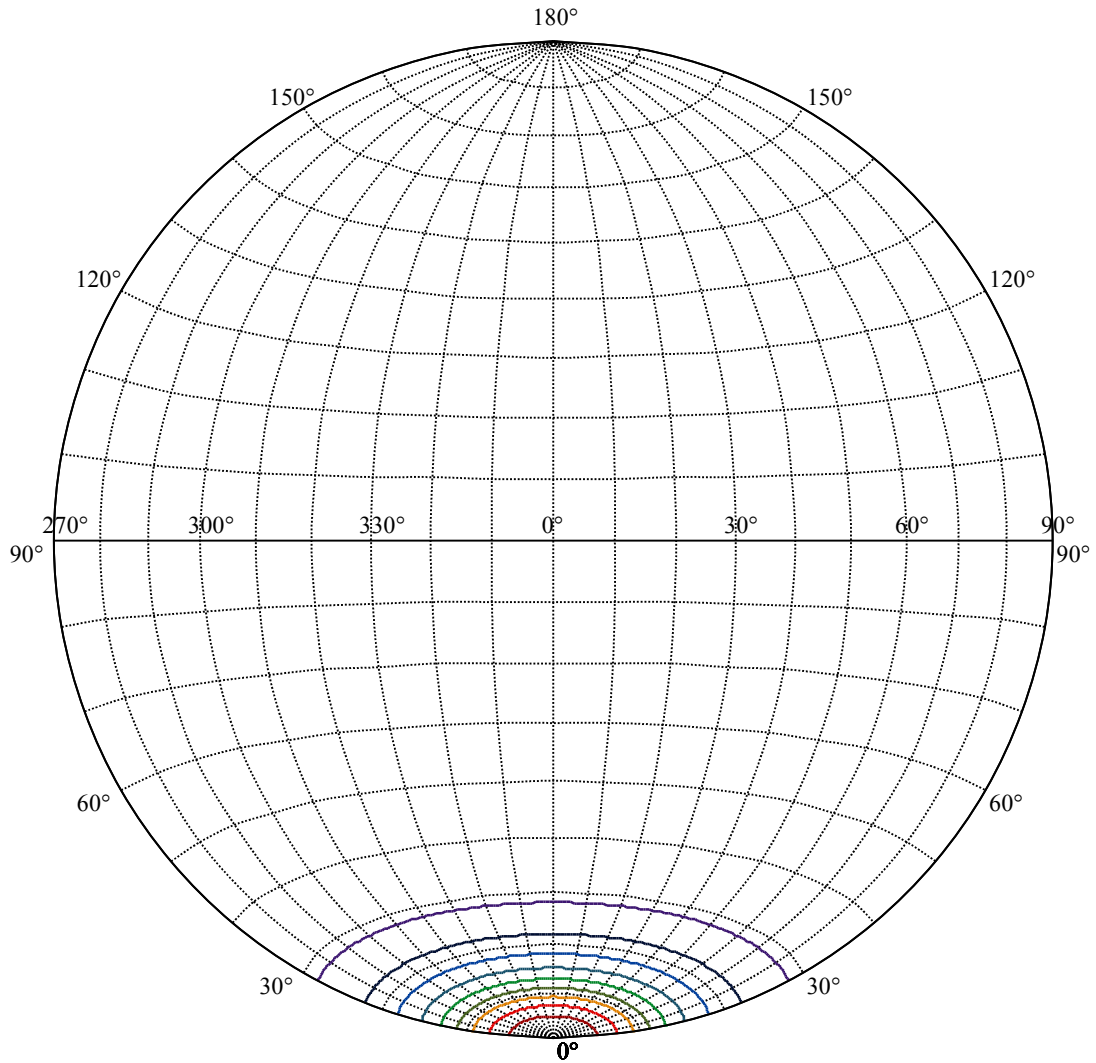
Beam Angle(50%Imax):C0/180Left:13.1 Right:13.1

:C90/270Left:13.1 Right:13.1





(10%Imax) 1020.22	—
(20%Imax) 2040.44	—
(30%Imax) 3060.67	—
(40%Imax) 4080.89	—
(50%Imax) 5101.11	—
(60%Imax) 6121.33	—
(70%Imax) 7141.56	—
(80%Imax) 8161.78	—
(90%Imax) 9182	—



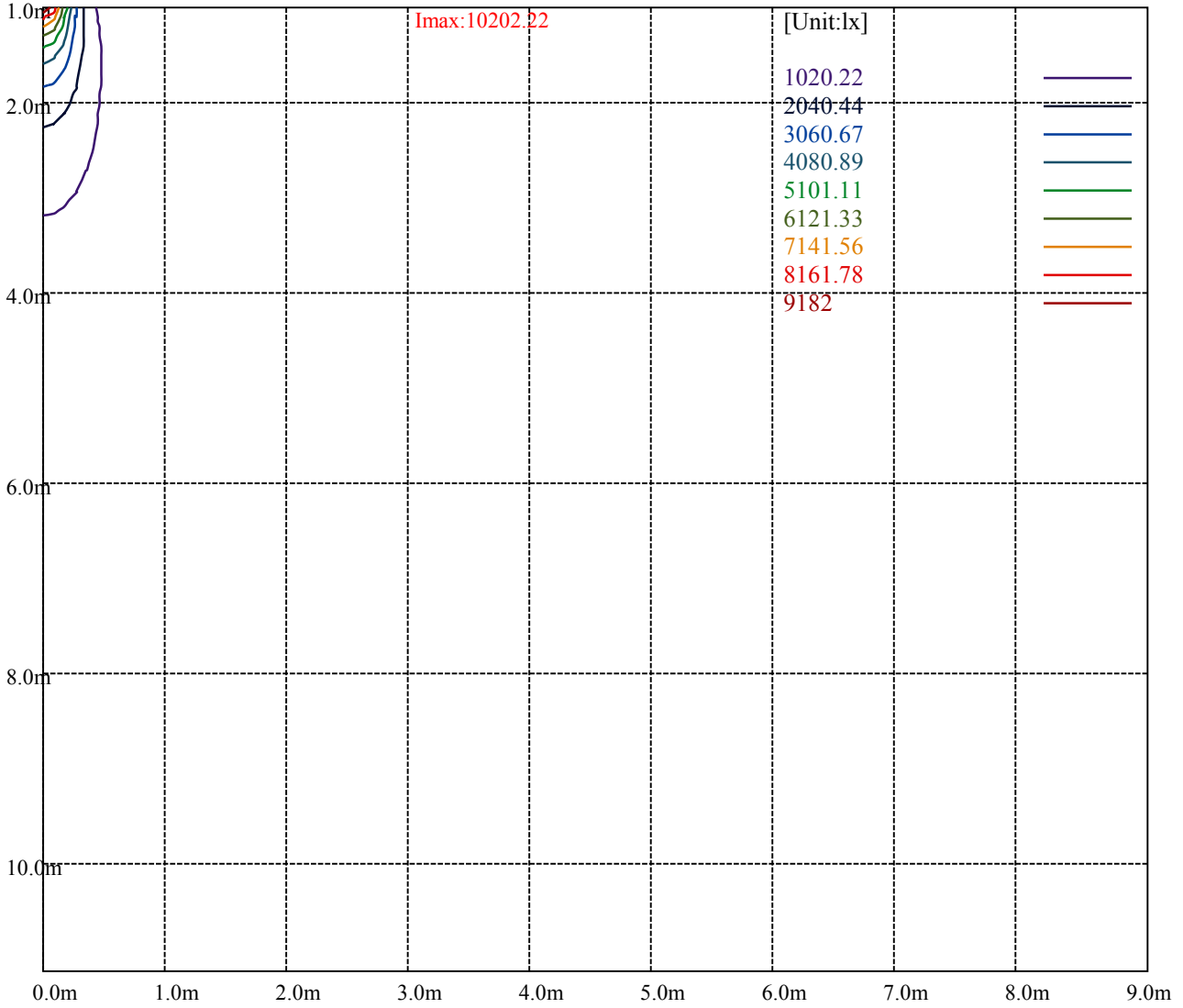
House

[Unit:cd]

Road

Imax:10202.22

(10%Imax) 1020.22	—
(20%Imax) 2040.44	—
(30%Imax) 3060.67	—
(40%Imax) 4080.89	—
(50%Imax) 5101.11	—
(60%Imax) 6121.33	—
(70%Imax) 7141.56	—
(80%Imax) 8161.78	—
(90%Imax) 9182	—



Luminance Table

γ	45	50	55	60	65	70	75	80	85
C0	0	0	0	0	0	0	0	0	0
C45	0	0	0	0	0	0	0	0	0
C90	0	0	0	0	0	0	0	0	0

L(Hor)(65)	L(Ver)(65)	L45(65)	L(Hor)(75)	L(Ver)(75)	L45(75)	L(Hor)(85)	L(Ver)(85)	L45(85)
0	0	0	0	0	0	0	0	0

Glare Table

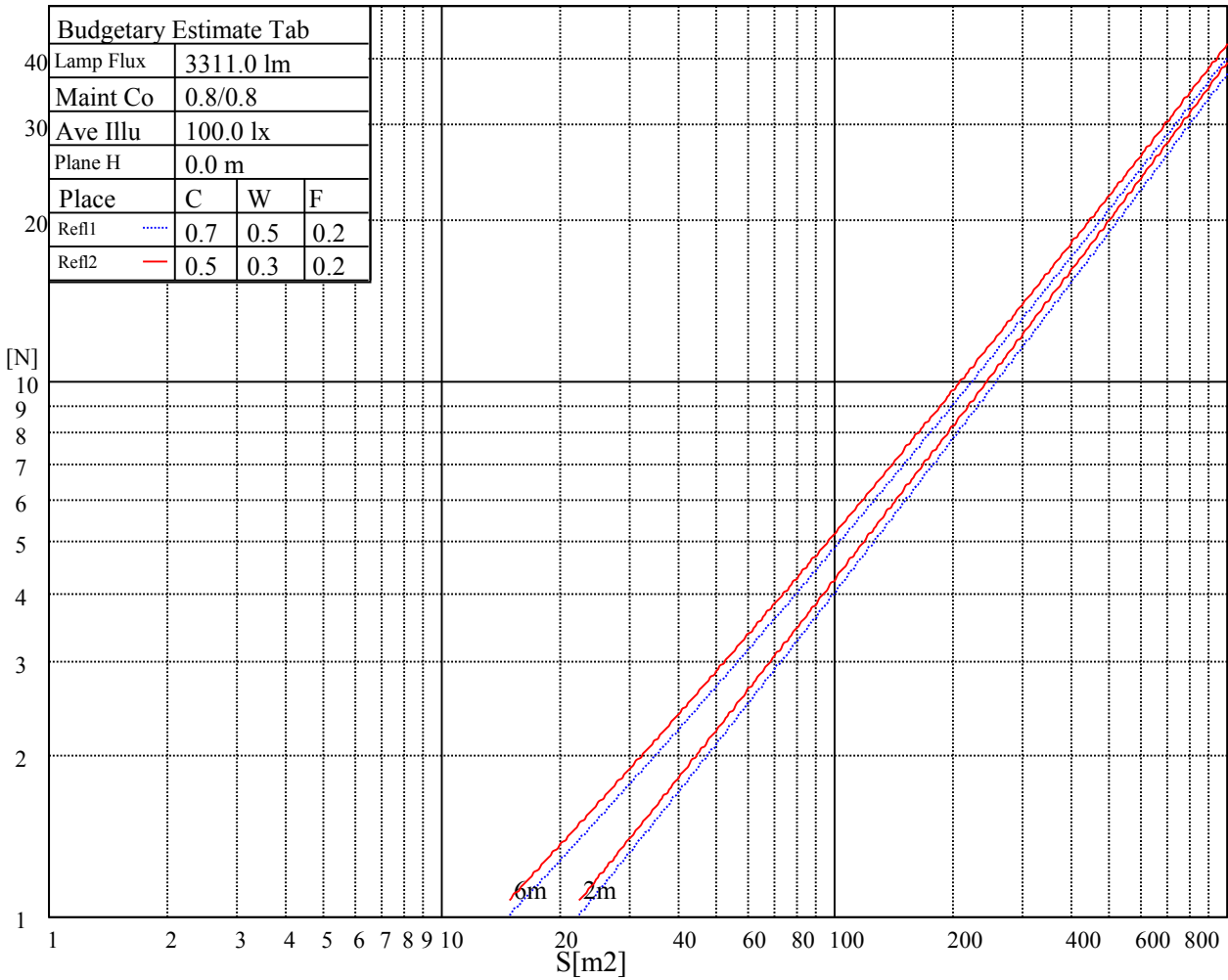
Glare	Quality	Service Values Illuminance(lx)							
1.15	A	2000	1000	500	<=300				
1.5	B		2000	1000	500	<=300			
1.85	C			2000	1000	500	<=300		
2.2	D				2000	1000	500	<=300	
2.55	E					2000	1000	500	<=300
		a	b	c	d	e	f	g	h

Luminance Limiting Curve

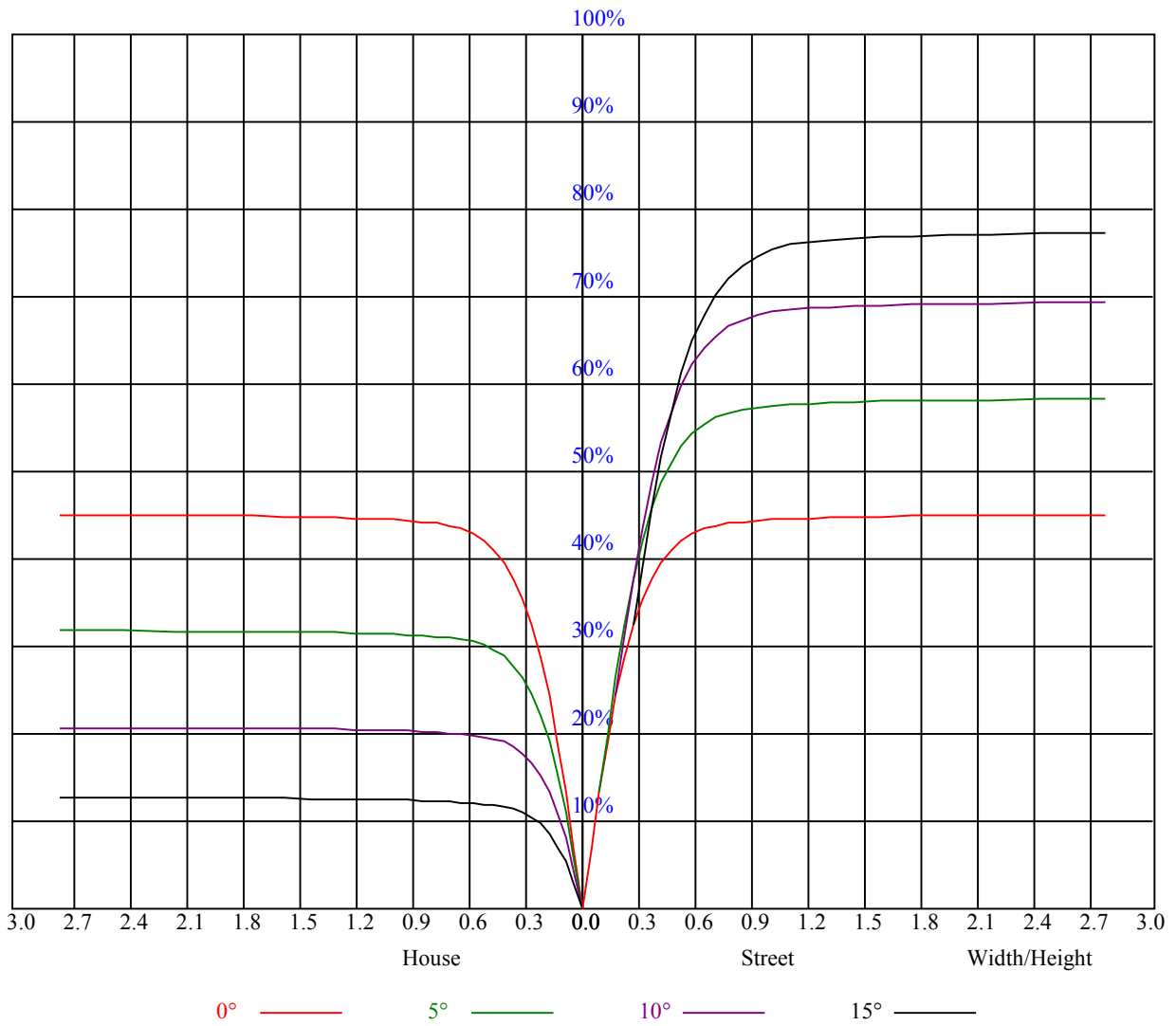


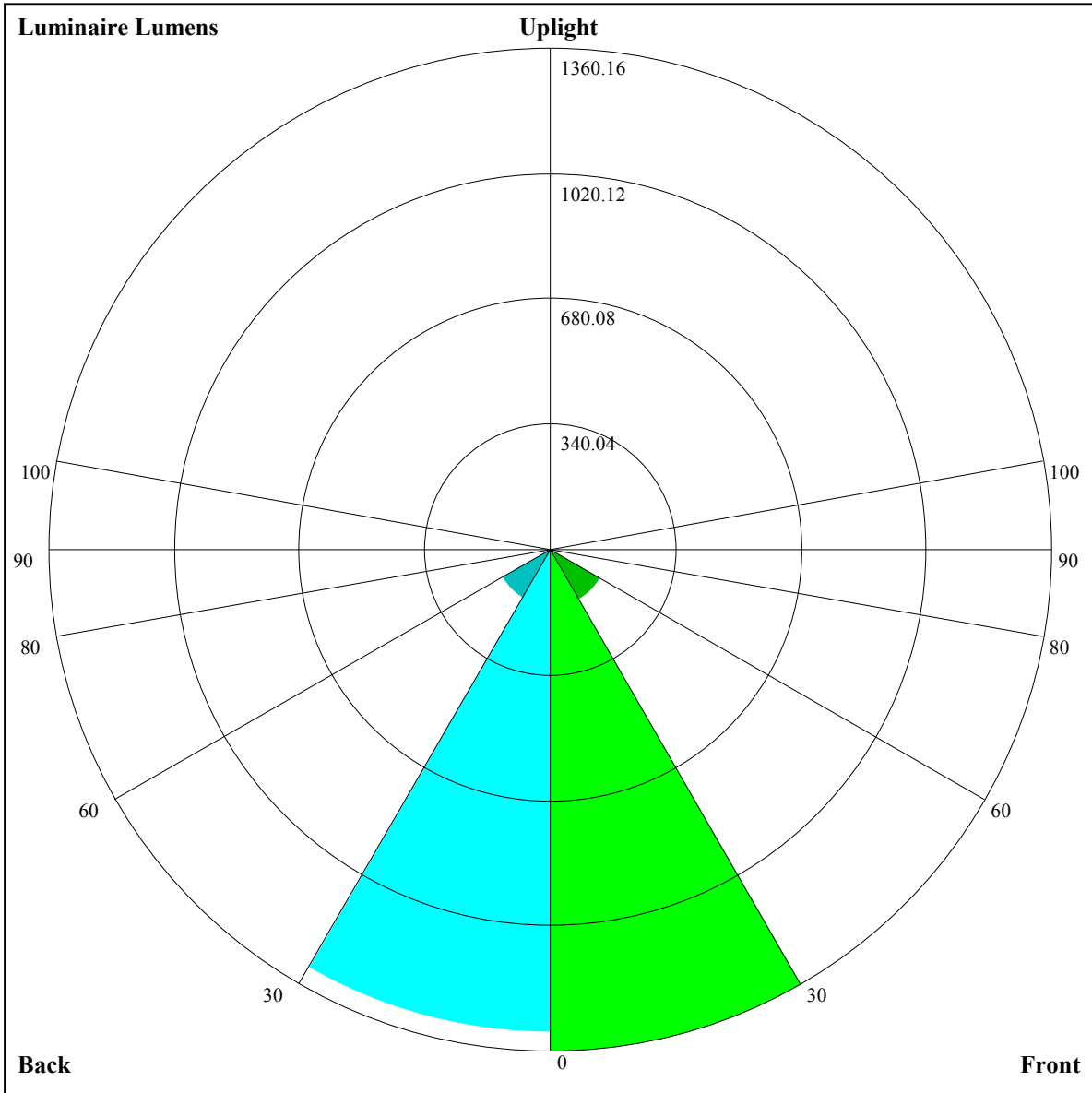
Illumination assessment according UGR											
Rf of Ceiling	70	70	50	50	30	70	70	50	50	30	
Rf of Wall	50	30	50	30	30	50	30	50	30	30	
Rf of Floor	20	20	20	20	20	20	20	20	20	20	
Room dimensions		Viewed crosswise					Viewed endwise				
X	Y										
2H	2H	非数字	非数字	非数字	非数字	非数字	非数字	非数字	非数字	非数字	
	3H	非数字	非数字	非数字	非数字	非数字	非数字	非数字	非数字	非数字	
	4H	非数字	非数字	非数字	非数字	非数字	非数字	非数字	非数字	非数字	
	6H	非数字	非数字	非数字	非数字	非数字	非数字	非数字	非数字	非数字	
	8H	非数字	非数字	非数字	非数字	非数字	非数字	非数字	非数字	非数字	
4H	12H	非数字	非数字	非数字	非数字	非数字	非数字	非数字	非数字	非数字	
	2H	非数字	非数字	非数字	非数字	非数字	非数字	非数字	非数字	非数字	
	3H	非数字	非数字	非数字	非数字	非数字	非数字	非数字	非数字	非数字	
	4H	非数字	非数字	非数字	非数字	非数字	非数字	非数字	非数字	非数字	
	6H	非数字	非数字	非数字	非数字	非数字	非数字	非数字	非数字	非数字	
8H	8H	非数字	非数字	非数字	非数字	非数字	非数字	非数字	非数字	非数字	
	12H	非数字	非数字	非数字	非数字	非数字	非数字	非数字	非数字	非数字	
	4H	非数字	非数字	非数字	非数字	非数字	非数字	非数字	非数字	非数字	
	6H	非数字	非数字	非数字	非数字	非数字	非数字	非数字	非数字	非数字	
	8H	非数字	非数字	非数字	非数字	非数字	非数字	非数字	非数字	非数字	
12H	12H	非数字	非数字	非数字	非数字	非数字	非数字	非数字	非数字	非数字	
	4H	非数字	非数字	非数字	非数字	非数字	非数字	非数字	非数字	非数字	
	6H	非数字	非数字	非数字	非数字	非数字	非数字	非数字	非数字	非数字	
	8H	非数字	非数字	非数字	非数字	非数字	非数字	非数字	非数字	非数字	
Variation with the observer position at spacings:											
S = 1.0H		非数字/非数字					非数字/非数字				
S = 1.5H		非数字/非数字					非数字/非数字				
S = 2.0H		非数字/非数字					非数字/非数字				
Standard tables:		BK0					BK0				
Uncorrected UGR		负无穷大					负无穷大				

UGR calculation is based on CIE Publ. 117 ,S/H = 0.25



RHOCC	80			70			50			30			10			0
RHOW	50	30	10	50	30	10	50	30	10	50	30	10	50	30	10	0
RCR	COEFFICIENTS OF UTILIZATION RHOFC=20 CU															
0	1.08	1.08	1.08	1.05	1.05	1.05	1.00	1.00	1.00	0.96	0.96	0.96	0.92	0.92	0.92	0.90
1	1.01	0.99	0.98	0.99	0.98	0.96	0.96	0.94	0.93	0.92	0.91	0.90	0.89	0.88	0.88	0.86
2	0.96	0.93	0.90	0.94	0.91	0.89	0.91	0.89	0.87	0.89	0.87	0.85	0.86	0.85	0.84	0.82
3	0.91	0.87	0.84	0.90	0.86	0.84	0.87	0.85	0.82	0.85	0.83	0.81	0.83	0.81	0.80	0.78
4	0.87	0.82	0.79	0.86	0.82	0.79	0.84	0.81	0.78	0.82	0.79	0.77	0.80	0.78	0.76	0.75
5	0.83	0.78	0.75	0.82	0.78	0.75	0.80	0.77	0.74	0.79	0.76	0.74	0.78	0.75	0.73	0.72
6	0.79	0.75	0.72	0.79	0.74	0.72	0.77	0.74	0.71	0.76	0.73	0.71	0.75	0.72	0.70	0.69
7	0.76	0.72	0.69	0.75	0.71	0.68	0.74	0.71	0.68	0.73	0.70	0.68	0.72	0.70	0.67	0.66
8	0.73	0.69	0.66	0.73	0.69	0.66	0.72	0.68	0.65	0.71	0.68	0.65	0.70	0.67	0.65	0.64
9	0.70	0.66	0.63	0.70	0.66	0.63	0.69	0.66	0.63	0.69	0.65	0.63	0.68	0.65	0.63	0.62
10	0.68	0.64	0.61	0.68	0.64	0.61	0.67	0.63	0.61	0.66	0.63	0.61	0.66	0.63	0.61	0.60





Luminaire Lumens:

FL=1360.16,FM=154.64,FH=12.97,FVH=1.67

BL=1310.58,BM=149.15,BH=12.76,BVH=1.67

UL=0,UH=0

BUG Rating:B3-U0-G0

Intensity data(cd)

C/γ(°)	0.0	1.0	2.0	3.0	4.0	5.0	6.0	7.0	8.0
0.0	10214.21	10150.66	10002.49	9775.15	9501.62	9152.81	8753.86	8300.93	7795.02
45.0	10219.20	10183.56	10059.31	9837.54	9564.54	9379.04	9014.63	8596.75	8127.06
90.0	10120.59	9911.66	9631.97	9296.57	8886.48	8436.86	7933.15	7383.82	6790.44
135.0	10254.89	10120.59	9923.38	9626.98	9260.88	8825.77	8354.39	7827.87	7255.10
180.0	10214.21	10207.53	10106.09	9920.02	9633.08	9267.61	8938.31	8351.60	7934.84
225.0	10219.20	10159.07	10033.71	9815.26	9516.07	9145.56	8693.15	8178.36	7643.43
270.0	10120.59	10222.57	10248.74	10194.71	10072.66	9946.19	9558.44	9344.46	8932.16
315.0	10254.89	10287.16	10247.64	10123.38	9921.12	9652.00	9306.56	8899.30	8418.46
360.0	10214.21	10150.66	10002.49	9775.15	9501.62	9152.81	8753.86	8300.93	7795.02
C/γ(°)	9.0	10.0	11.0	12.0	13.0	14.0	15.0	16.0	17.0
0.0	7241.75	6640.01	6042.16	5473.86	4944.55	4640.90	4161.16	3590.65	3372.78
45.0	7600.54	7010.52	6406.53	5833.23	5268.29	4746.18	4264.82	3826.34	3441.90
90.0	6204.32	5622.61	5070.49	4678.22	4128.89	3718.80	3418.51	3012.88	2777.77
135.0	6784.29	6094.52	5536.25	5104.45	4614.15	4159.53	3756.12	3399.01	3068.02
180.0	7380.46	6680.69	6217.67	5649.36	5125.63	4650.36	4209.10	3814.62	3460.29
225.0	7064.56	6483.43	5908.45	5360.74	4873.81	4594.12	4165.63	3613.51	3400.11
270.0	8257.99	7937.10	7388.29	6816.04	6214.31	5651.05	5118.38	4642.58	4201.85
315.0	7906.45	7357.65	7007.74	6174.78	5830.44	5277.17	4763.48	4296.04	3878.69
360.0	7241.75	6640.01	6042.16	5473.86	4944.55	4640.90	4161.16	3590.65	3372.78
C/γ(°)	18.0	19.0	20.0	21.0	22.0	23.0	24.0	25.0	26.0
0.0	3031.28	2724.26	2452.36	2202.74	1970.99	1762.58	1585.97	1434.43	1081.26
45.0	3089.20	2779.98	2498.61	2248.47	2018.87	1804.37	1655.09	1476.80	1321.89
90.0	2506.97	2256.82	2026.70	1816.09	1645.57	1499.08	1275.64	1103.71	1043.42
135.0	2781.08	2515.33	2264.02	2026.13	1814.40	1643.94	1494.61	1341.40	1180.92
180.0	3138.24	2848.52	2581.08	2335.93	2102.45	1891.88	1714.12	1559.21	1418.29
225.0	3070.81	2776.61	2516.43	2275.75	2061.82	1874.59	1693.51	1529.15	1369.78
270.0	3797.38	3441.90	3104.81	2812.30	2547.07	2305.29	2081.32	1871.23	1761.47
315.0	3503.19	3165.52	2857.40	2574.93	2308.07	2068.49	1849.52	1663.97	1508.54
360.0	3031.28	2724.26	2452.36	2202.74	1970.99	1762.58	1585.97	1434.43	1081.26
C/γ(°)	27.0	28.0	29.0	30.0	31.0	32.0	33.0	34.0	35.0
0.0	1081.26	993.90	849.88	714.96	613.46	492.67	363.57	289.41	219.03
45.0	1198.74	1021.03	905.70	771.99	644.94	526.83	416.51	320.68	303.39
90.0	900.97	763.37	632.43	510.38	399.21	339.45	254.93	198.32	167.99
135.0	1028.81	883.42	748.02	622.08	551.91	399.79	339.61	302.29	285.57
180.0	1325.21	1109.07	958.06	870.59	732.41	604.84	487.25	380.82	322.89
225.0	1041.37	1041.37	951.85	756.22	624.97	550.33	389.65	330.41	252.62
270.0	1533.04	1444.47	1289.57	1135.77	986.49	844.94	710.70	584.76	466.07
315.0	1358.11	1061.03	1061.03	948.17	810.67	679.21	555.64	440.47	337.19
360.0	1081.26	993.90	849.88	714.96	613.46	492.67	363.57	289.41	219.03
C/γ(°)	36.0	37.0	38.0	39.0	40.0	41.0	42.0	43.0	44.0
0.0	179.34	159.05	142.55	127.31	113.59	101.87	91.62	82.52	74.38
45.0	225.76	168.62	148.96	130.36	115.06	106.96	90.35	80.11	74.64
90.0	148.49	130.67	115.53	102.71	91.35	81.31	72.48	64.97	58.34
135.0	168.52	150.17	133.56	118.53	105.76	93.98	84.10	75.11	67.28
180.0	322.89	176.08	156.06	139.45	124.52	111.49	99.82	89.51	82.00
225.0	201.63	169.88	150.01	134.09	120.37	108.23	97.35	87.62	79.11
270.0	360.21	286.68	286.68	161.63	145.39	131.35	118.90	111.91	96.82
315.0	252.51	195.80	168.15	152.12	138.08	125.20	113.64	103.18	93.98
360.0	179.34	159.05	142.55	127.31	113.59	101.87	91.62	82.52	74.38

Intensity data(cd)

C/γ(°)	45.0	46.0	47.0	48.0	49.0	50.0	51.0	52.0	53.0
0.0	67.65	61.55	56.19	51.83	47.62	45.26	40.74	38.11	36.53
45.0	66.70	59.97	53.72	48.36	43.89	40.21	36.90	34.27	32.06
90.0	52.51	47.52	43.31	39.63	36.48	33.85	31.48	29.59	28.33
135.0	61.76	54.77	49.78	46.36	41.68	39.21	36.58	34.06	32.17
180.0	72.59	66.75	60.39	53.82	50.14	45.94	42.21	39.21	36.48
225.0	71.80	65.12	59.29	54.14	49.51	45.41	41.84	38.74	37.16
270.0	87.36	82.10	74.32	67.44	61.34	55.82	51.04	46.83	43.15
315.0	85.31	77.63	71.12	65.23	61.97	57.03	52.83	48.78	45.68
360.0	67.65	61.55	56.19	51.83	47.62	45.26	40.74	38.11	36.53
C/γ(°)	54.0	55.0	56.0	57.0	58.0	59.0	60.0	61.0	62.0
0.0	33.69	32.69	30.96	29.33	28.02	26.39	24.65	23.07	21.50
45.0	29.96	28.33	27.07	25.65	24.28	22.97	21.71	20.29	18.92
90.0	26.96	25.12	24.18	22.92	21.55	20.08	18.82	17.56	16.29
135.0	30.59	29.07	27.60	26.39	24.91	23.44	22.02	20.71	19.24
180.0	34.11	32.33	30.59	28.96	27.70	26.07	24.39	22.86	21.50
225.0	34.64	32.38	30.17	28.49	26.65	24.55	22.86	21.34	19.61
270.0	40.05	37.27	34.85	32.75	30.91	29.07	27.28	25.60	23.71
315.0	42.79	39.89	37.69	35.80	33.75	31.91	30.22	28.23	26.28
360.0	33.69	32.69	30.96	29.33	28.02	26.39	24.65	23.07	21.50
C/γ(°)	63.0	64.0	65.0	66.0	67.0	68.0	69.0	70.0	71.0
0.0	19.82	18.40	17.14	16.03	14.93	13.93	12.93	11.83	10.72
45.0	17.71	16.29	15.82	14.98	14.09	13.30	12.67	12.14	10.72
90.0	15.19	14.19	13.30	12.51	11.77	11.14	10.30	9.51	8.67
135.0	18.08	17.03	16.14	15.40	15.09	14.88	14.82	14.40	13.04
180.0	19.82	18.50	17.77	16.19	15.14	14.61	14.03	13.88	13.93
225.0	18.03	16.77	15.66	14.40	13.46	12.67	11.93	11.35	10.88
270.0	21.92	21.03	18.82	17.40	16.71	15.45	14.24	13.25	12.30
315.0	24.49	22.65	20.87	19.19	17.82	16.98	15.14	14.40	13.30
360.0	19.82	18.40	17.14	16.03	14.93	13.93	12.93	11.83	10.72
C/γ(°)	72.0	73.0	74.0	75.0	76.0	77.0	78.0	79.0	80.0
0.0	9.72	8.78	8.20	7.04	6.68	6.04	5.41	5.10	4.63
45.0	9.41	8.57	7.83	7.04	6.41	5.94	5.41	4.89	4.52
90.0	7.94	7.25	6.57	6.20	5.52	5.15	4.68	4.05	3.84
135.0	11.93	10.51	9.30	8.20	7.36	6.68	6.10	5.62	5.10
180.0	14.14	13.14	10.99	8.99	7.62	6.73	6.10	5.62	5.10
225.0	10.78	9.46	8.46	7.62	6.73	6.20	5.68	5.15	4.73
270.0	11.35	10.46	9.72	8.94	8.25	7.57	6.94	6.36	5.73
315.0	12.09	11.14	10.14	9.25	8.30	7.57	6.94	6.36	5.78
360.0	9.72	8.78	8.20	7.04	6.68	6.04	5.41	5.10	4.63
C/γ(°)	81.0	82.0	83.0	84.0	85.0	86.0	87.0	88.0	89.0
0.0	4.15	3.73	3.36	3.00	2.68	2.37	2.10	1.89	1.68
45.0	4.05	3.68	3.21	2.84	2.52	2.26	2.00	1.73	1.42
90.0	3.31	3.05	2.79	2.47	2.21	1.94	1.79	1.52	1.52
135.0	4.73	4.31	3.84	3.47	3.21	2.89	2.37	1.84	1.73
180.0	4.68	4.21	3.73	3.36	3.00	2.68	2.37	2.16	1.94
225.0	4.26	3.89	3.57	3.21	2.89	2.68	2.26	2.05	1.84
270.0	5.20	4.84	4.26	3.78	3.47	3.10	2.84	2.47	2.16
315.0	5.31	4.99	4.47	3.99	3.73	3.31	2.94	2.63	2.26
360.0	4.15	3.73	3.36	3.00	2.68	2.37	2.10	1.89	1.68

Intensity data(cd)

C/γ(°)	90.0
0.0	1.47
45.0	1.31
90.0	1.52
135.0	1.73
180.0	1.73
225.0	1.68
270.0	1.94
315.0	2.05
360.0	1.47